

## Wireless Temperature and Brightness Remote Controller



## Features and Benefits

- Use RF signal for telecontroller, free and easy operation, no direction in 20 meters;
- Brightness Adjusting : Use your finger to touch the left half part of color ring ,you can change the brightness from the highest to the lowest(100%-1%,20 grades of Brightness to adjust);
- Color temperature Adjusting: Use your finger to touch the right half part of color ring, you can adjust the temperature from warm white to cool white(11grades to adjust).
- Long life, lifespan up to 40000hours;
- Low energy consumption;
- No UV radiation, no stroboflash;
- Accord with European Union CE, RoHS directive.

## Technical Parameters

- Input Voltage: DC12V,DC24V(optional)
- Connection type: Common anode
- Radio frequency: 433.92MHz
- Receiver sensitivity: -105dbm
- Radio receive way: ASK
- Max STDBY current: 10mA
- Max load: 6A(each circuit)
- Controlle mode: PWM
- Control way: 2 ways , respectively corresponding WW,CW two color temperature
- Static power consumption: 30LED/M :  $\leq 5.4W$  60LED/M:  $\leq 10.8W$
- Static current: 30LED/M : 450mA 60LED/M: 900mA
- Working temp: -20~80 degrees
- Material :Controller: aluminum remote: ABS+PC
- Life span: 40,000hrs
- Telecontrol distance: 20m
- No UV radiation, no stroboflash
- Safty Assurance: CE, RoHS
- Max no. of memory telecontroller: 6pcs

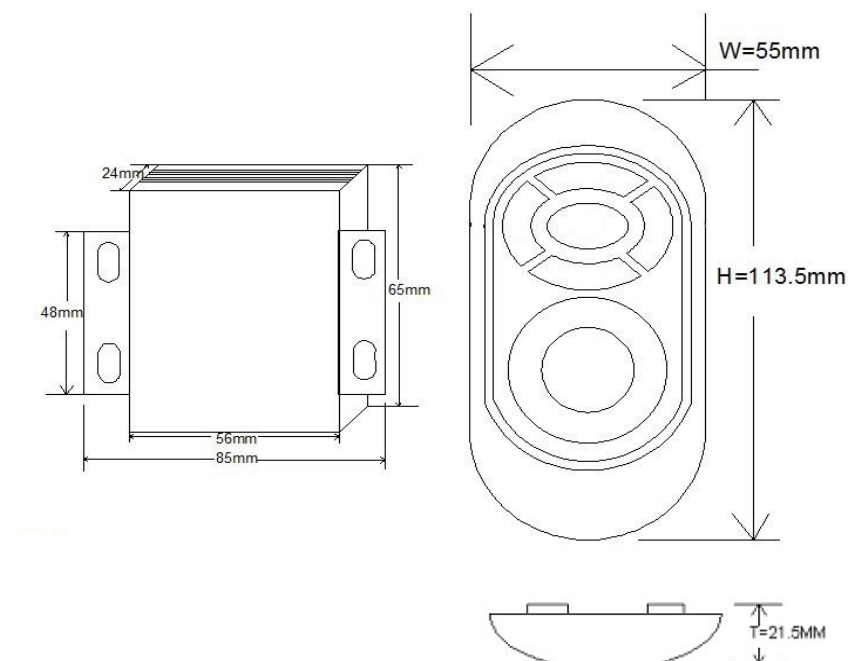
## Code & Reference

**20500002 RF Wireless Touching LED Color Temperature and Brightness Remote Controller**

## Warranty

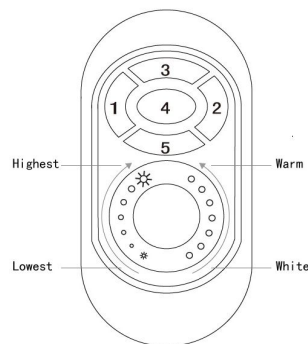
2 years

## Dimension



## Function of Keys

1. Key 1: on
2. Key 2: off
3. Key 3: highest brightness
4. Key 4: medium brightness
5. Key 5: lowest brightness



## How to use

1. Brightness Adjusting : Use your finger to touch the left half part of color ring ,you can change the brightness from the highest to the lowest(100%-1%,20 grades of Brightness to adjust) .

2. Color temperature Adjusting: Use your finger to touch the right half part of color ring,you can adjust the temperature from warm white to cool white(11grades to adjust).

3. Resume fuction. The previous settings will be resumed while power on again.

4. Matching code:

Press Key 3 once within 3 seconds when power on again,the light will blink 3 times if matching is successful.

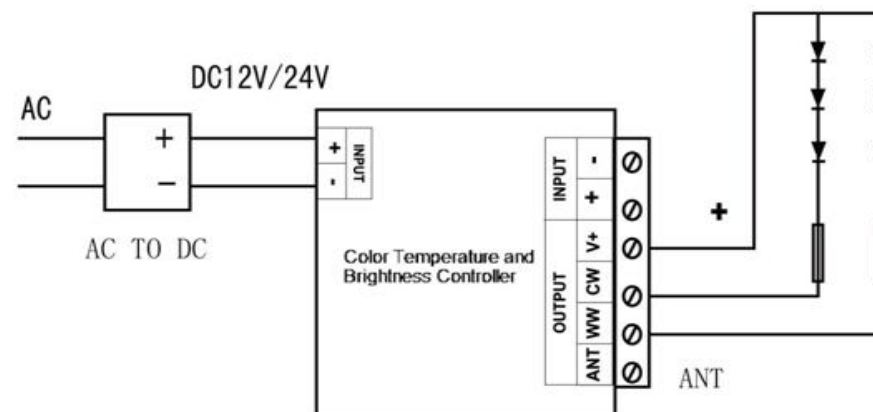
5. Clearing Code

Press Key 4 five times within 3 seconds when power on again,the light will blink 6 times if clearing is successful.

### Caution:

Please don't touch or press the color ring while loading the batteries to protect the sensitiveness. Please use the remote controller 3 seconds after the batteries are loaded. Please reload the batteries when you find the color ring is not sensitive.

## Connecting Chart



## Packing

- Size: Remote: L85\*W65\*H24mm Controller: 65\*38\*25mm
- Packing: 8x7.5x13cm/set
- G.W.: 0.156kgs/set



Qty: 1PC  
Size: 120\*70\*50mm  
GW: 156g

IRIS 2002, S.A.  
C/ San Agustin, 17 28014 Madrid SPAIN  
T. +34 91 429 42 99 F. +34 91 369 05 93  
[www.irisled.com](http://www.irisled.com)

